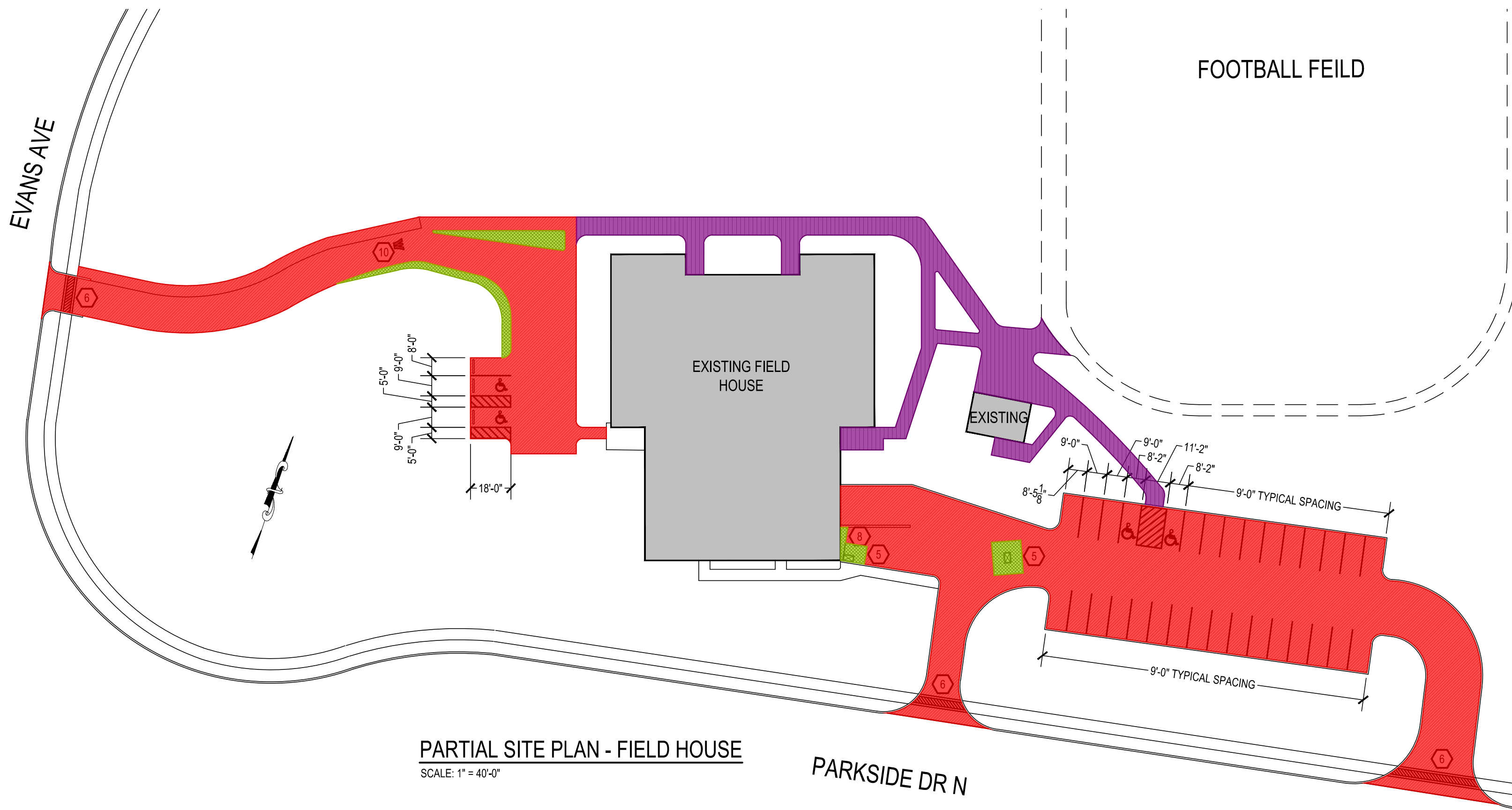
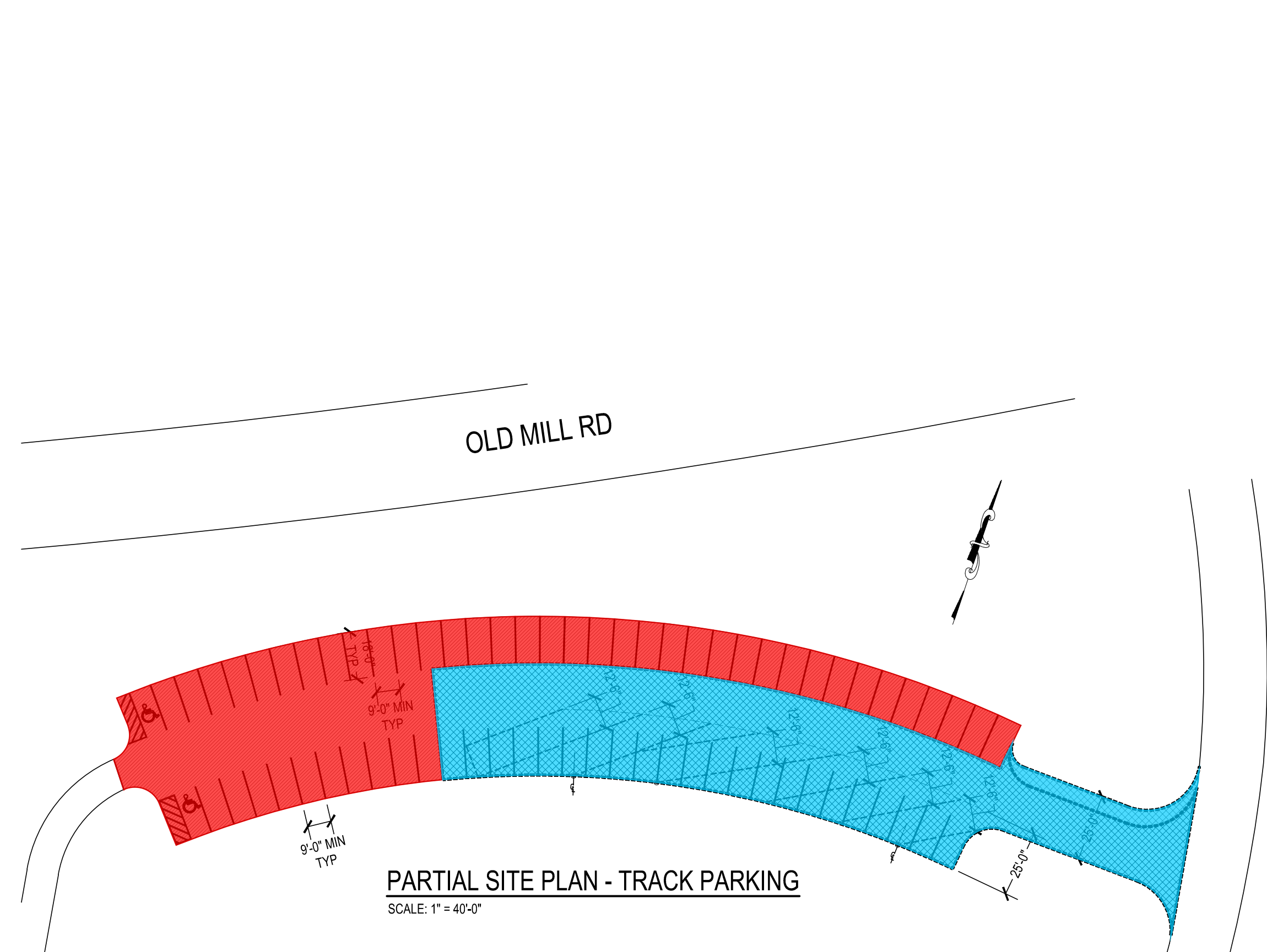




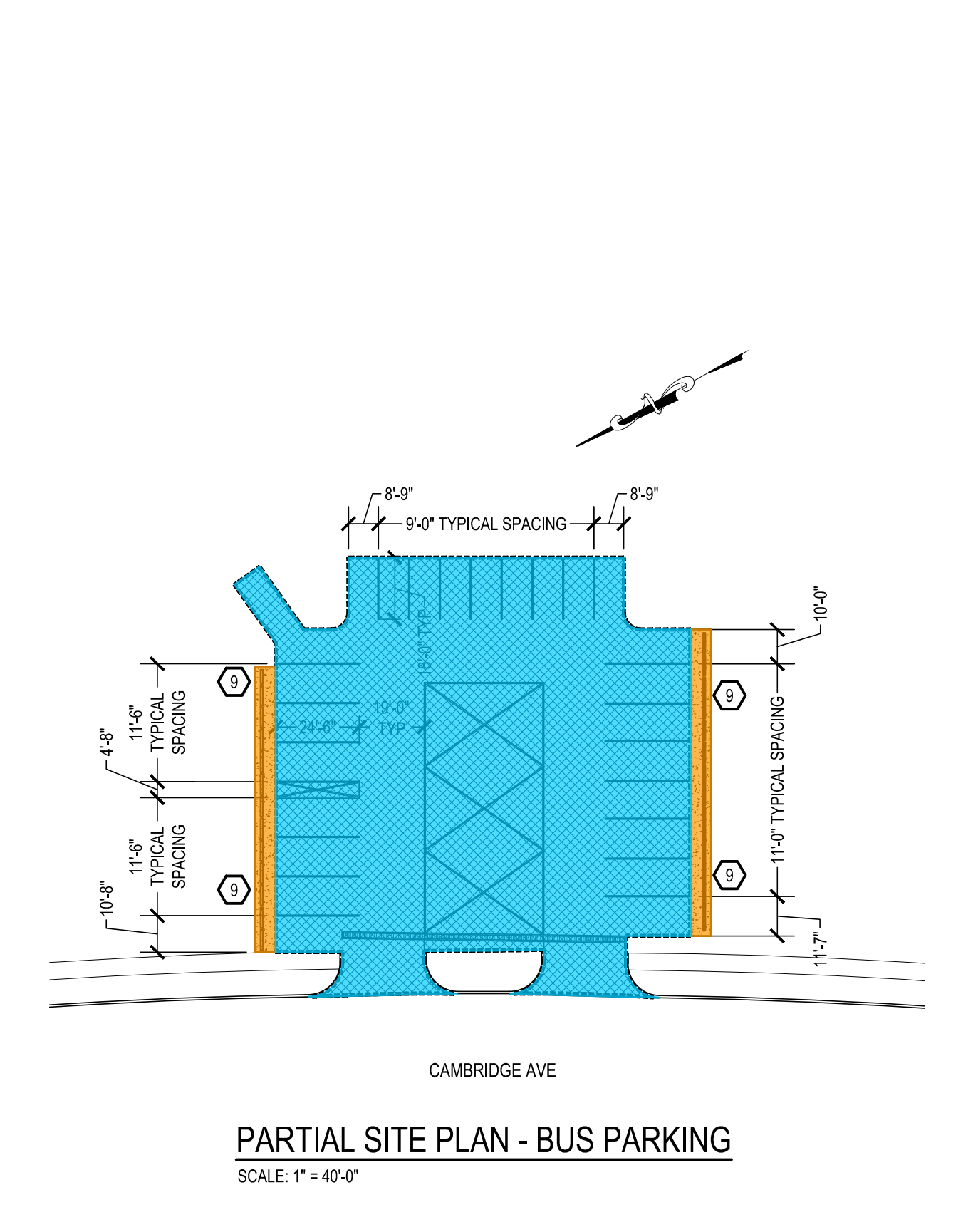
PARTIAL SITE PLAN - HIGH SCHOOL  
SCALE: 1" = 40'-0"



PARTIAL SITE PLAN - FIELD HOUSE  
SCALE: 1" = 40'-0"



PARTIAL SITE PLAN - TRACK PARKING  
SCALE: 1" = 40'-0"



PARTIAL SITE PLAN - BUS PARKING  
SCALE: 1" = 40'-0"

**GENERAL SITE NOTES:**

- THE FOLLOWING NOTES ARE GENERAL IN NATURE AND MAY NOT FULLY INDICATE THE EXTENT OF THE WORK REQUIRED. COORDINATION WITH ALL DOCUMENTS IS REQUIRED TO DETERMINE THE WORK SCOPE. WORK NOT SPECIFICALLY INDICATED BUT REQUIRED FOR A COMPLETE INSTALLATION SHALL BE INCLUDED BY CONTRACTOR IN THEIR BID. REFER TO SPECIFICATIONS & DETAILS FOR ADDITIONAL INFORMATION.
- THE CONTRACTOR SHALL REVIEW ALL DRAWINGS PRIOR TO THE START OF ANY WORK IN ANY AREA ON THE SITE. CONTRACTOR SHALL REVIEW EXISTING CONDITIONS IN THEIR ENTIRETY PRIOR TO PERFORMING ANY WORK ON ANY PART OF THE SITE. ANY DISCREPANCIES SHALL BE BROUGHT TO THE ATTENTION OF THE ARCHITECT PRIOR TO WORK COMMENCING.
- EXISTING SITE CONSTRUCTION SHALL REMAIN UNLESS NOTED OTHERWISE, OR AS REQUIRED TO ACCOMMODATE NEW WORK.
- ALL DEMOLITION SHALL BE COORDINATED WITH THE OWNER AND THE PROGRESS OF THE WORK TO ENSURE THAT THE OWNER'S OPERATIONS ARE MINIMALLY IMPACTED.
- ALL CONTRACTOR PARKING AND LAY DOWN / STAGING AREAS SHALL BE WITHIN THE LIMITS OF CONSTRUCTION UNLESS APPROVED AND COORDINATED IN ADVANCE WITH THE OWNER.
- ALL MANHOLE COVERS, CLEANOUTS AND SIMILAR PAVEMENT PENETRATIONS SHALL BE ADJUSTED SO THAT THE TOP OF THE COVER IS SLIGHTLY BELOW THE FINISHED ELEVATION OF THE NEW PAVING. ALL SANITARY ITEMS THAT ARE ADJUSTED SHALL BE RETESTED. THESE COSTS SHALL BE INCLUDED IN THE BASE BID.
- THE CONTRACTOR IS RESPONSIBLE TO CALCULATE ALL IMPORT/EXPORT MATERIAL REQUIREMENTS FOR TOPSOIL, SUBSOIL, STONE ETC. AND INCLUDE ALL REQUIRED MATERIALS IN THE BASE BID.

**SITE DEMOLITION NOTES:**

- REMOVE EXISTING WOODEN RAMP
- REMOVE CONCRETE SIDEWALK AND DRIVE SECTION
- REMOVE CONCRETE SLAB
- REMOVE ASPHALT SIDEWALK

**KEYED SITE NOTES:**

- SLOPE NEW ASPHALT @ MAXIMUM 1:20 SLOPE TO DOOR OPENING
- SLOPE NEW ASPHALT @ 1:20 MAXIMUM SLOPE TO DOOR OPENING
- REMOVE AND REINSTALL PARKING BUMPERS
- SLOPE NEW ASPHALT @ 1:20 MAXIMUM SLOPE TO SLATE LANDING
- REMOVE ASPHALT AND BASE FROM PERIMETER OF DRAIN IN 24" WIDE SECTION. REMOVE ALL UNSUITABLE MATERIALS. INSTALL NEW SUB BASE AND PAVING SYSTEM. REFER TO DETAIL 80-C
- CROSSWALK STRIPING - REFER TO DETAIL 60-C-2
- PROPERLY CLEAN AND PREPARE PAINTED CURBS IN THESE AREAS AND REPAINT
- BUILD UP ASPHALT TO CREATE A WASH TO ENSURE POSITIVE FLOW AWAY FROM BUILDING TO DRAIN
- 8" CONCRETE SLAB WITH CONCRETE PARKING BUMPERS - REFER TO DETAIL 100-C-2
- PAINT NEW WYOMISSING "W" LOGO USING OWNER'S TEMPLATE.

**PARKING LOT TEXT / LABELING KEY:**

- PAINT NEW "VISITOR" IN 8" HIGH WHITE TEXT
- PAINT NEW "RESERVED" IN 8" HIGH WHITE TEXT
- PAINT NEW PARKING SPACE NUMBER DESIGNATOR IN 12" HIGH WHITE TEXT
- "NO PARKING FIRE LANE" IN 24" HIGH YELLOW TEXT
- "NO PARKING" IN 24" HIGH WHITE TEXT
- "NO PARKING LOADING ZONE" IN 24" HIGH YELLOW TEXT

**GENERAL PAINTING NOTES:**  
COORDINATE STRIPING WITH EXISTING LAYOUT. ALL MARKINGS SHALL BE REINSTALLED TO EXISTING LOCATIONS UNLESS OTHERWISE NOTED.  
CURBS SHALL BE PAINTED AS NOTED.  
ALL EXISTING PAVEMENT MARKINGS SHALL BE REPAINTED UPON COMPLETION OF NEW ASPHALT PAVING. ALL NUMBERING AND PARKING SPACE LABELS SHALL ALSO BE REINSTALLED.  
"NO PARKING", "NO PARKING FIRE LANE", AND "NO PARKING LOADING ZONE" SHALL BE 24" HIGH IN AREAS INDICATED. ALL LETTERING SHALL FOLLOW THE CURVE OF THE SPACE WHERE IT IS INSTALLED.  
CONTRACTOR SHALL VERIFY ALL MARKINGS AND LOCATIONS WITH OWNER PRIOR TO REPAINTING.  
REFER TO DRAWING C-2 FOR DETAILS ON LAYOUT AND SPACING OF PARKING TEXT.

**SEAL COATING NOTES:**

DURING THE BID PERIOD, CONTRACTORS SHALL REVIEW THE EXISTING PAVING CONDITIONS THOROUGHLY TO UNDERSTAND THE AMOUNT OF PREPARATION WORK REQUIRED TO THE EXISTING ASPHALT FOR THE SEAL COAT TO BE APPLIED IN ACCORDANCE WITH THE MANUFACTURERS AND THE SPECIFICATION REQUIREMENTS.

ALL SURFACES TO BE SEAL COATED SHALL BE THOROUGHLY CLEANED OF ALL DEBRIS, DIRT, SAND, OIL, GREASE AND FOREIGN MATTER.

SWEEP, BLOW OR HOSE DOWN ENTIRE AREA TO BE SEAL COATED TO REMOVE ALL DEBRIS. OIL OR GREASE SPOTS SHALL BE BROUGHT TO THE ATTENTION OF THE MANUFACTURER REQUIREMENTS.

ALL CRACKS AND HOLES DEEPER THAN 1/4" THICK SHALL BE CLEANED WITH COMPRESSED AIR AND SEALED WITH A HOT APPLIED RUBBERIZED CRACK SEALANT.

TWO COATS OF PAVEMENT SEALER SHALL BE APPLIED TO ALL AREAS INDICATED TO RECEIVE SEAL COATING.

APPLY ALL PAVEMENT MARKINGS (STRIPING, PARKING, NUMBERS, ETC.) INDICATED OVER NEW SEAL COAT ONLY AFTER SEAL COAT HAS THOROUGHLY DRIED/CURED.

CONTRACTOR SHALL APPLY ALL SEAL COATING MATERIALS IN COMPLIANCE WITH MANUFACTURER'S REQUIREMENTS.

**GENERAL PROJECT NOTES:**

EXISTING PAVING INDICATED TO BE MILLED TO EXISTING BASE SHALL BE COMPLETELY MILLED 2" BELOW EXISTING STONE BASE COURSE. A 3-INCH LAYER OF 2A MODIFIED STONE SHALL BE LEVELED AND COMPACTED ACROSS THE ENTIRE EXISTING STONE BASE. NEW ASPHALT PAVING SHALL BE PLACED ON THE PREPARED STONE BASE.

ALL LAWN, SIDEWALK, DRIVE OR PARKING SURFACE DISTURBED OR DAMAGED BY THE WORK SHALL BE RESTORED TO A CONDITION SATISFACTORY TO THE OWNER AND ARCHITECT. DISTURBED LAWN AREAS SHALL BE GRADED WITH NEW TOPSOIL, SEEDED AND STABILIZED FOR NEW GROWTH TO BE ESTABLISHED.

A MINIMUM 6-INCH CURB REVEAL SHALL BE PROVIDED AFTER COMPLETION OF PAVING WORK.

AREA INDICATED TO BE MILLED IS APPROXIMATE AND SHALL BE ADJUSTED AS REQUIRED IN THE FIELD BASED ON EXISTING CONDITIONS.

ALL JOINTS AT CURBS, INLETS, NEW PAVING TIE-IN, ETC. SHALL BE SEALED WITH AC-20 SEALER.

CONTRACTOR SHALL BE RESPONSIBLE TO NOTIFY PA ONE CALL PRIOR TO THE START OF WORK TO HAVE ALL UTILITIES IN THE WORK AREA PROPERLY MARKED.

WORK NOT SPECIFICALLY CALLED OUT BUT REQUIRED FOR A COMPLETE INSTALLATION SHALL BE INCLUDED IN THE CONTRACTORS BID.

MAINTAIN POSITIVE SLOPE AWAY FROM BUILDINGS AND STRUCTURES AND TOWARD DRAINS IN ALL LOCATIONS.

ENSURE THAT ALL CLEANOUTS, CAPS, COVERS, ETC. ARE ADJUSTED TO ALIGN JUST BELOW THE LEVEL OF THE NEW ASPHALT SURFACE.

**PAVING KEY:**

- SEAL-COAT EXISTING PAVING - REFER TO SEAL COATING NOTES ON THIS DRAWING (PREPARE EXISTING MARKINGS WITH BLACKOUT PAINT PRIOR TO APPLICATION OF THREE LAYERS OF SEAL COAT.)
- MILL 2" OF EXISTING PAVING AND INSTALL NEW 2" OVERLAY - DETAIL 20-C-2 & 30-C-2
- NEW STANDARD DUTY PAVING - DETAIL 50-C-2
- REMOVE EXISTING PAVING TO BASE AND INSTALL NEW ASPHALT PAVING - DETAILS 100-C-2
- NEW HEAVY DUTY PAVING - DETAIL 40-C-2
- NEW 8" CONCRETE PAVING - DETAIL 100-C-2

**AEM ARCHITECTS, INC.**  
3700 PERKIOMEN AVENUE, READING, PA 19606-2785  
Phone: 610.775.3320 Fax: 610.775.8022 www.aem-arch.com

**1:40 PARTIAL SITE PLANS**  
PAVEMENT RESURFACING & SEALING AT THE  
WYOMISSING AREA SCHOOL DISTRICT  
WYOMISSING AREA SCHOOL DISTRICT  
638 EVANS AVENUE, WYOMISSING, PA 19612-2636

JOB NO.: 19014.00  
DRAWN BY: KDN/JDK  
DATE: 01.06.20

C-1